



The Capable County

Market Your Own County! Every county should have proper promotional materials. Create a brochure about your county! Start by folding your paper on the lines, then include all the pieces of information listed below... Make sure your brochure is neat and eye-catching!



Page One The front page of your county brochure should be the title page. It should include the following things:

- ◆ Name of County
- ◆ County Seat
- ◆ State
- ◆ County Motto (optional)
- ◆ Seal



Page Two The next page you see when you open up the brochure should include the following things:

- ◆ How large is your county (in square miles)? Draw it!
- ◆ Population: How many people live in your county?
- ◆ Description of the population, including the following options: rural or urban, education, lifestyle of citizens, and types of careers held by citizens.

When the brochure is opened, you should see three pages that should include the following things:

Page Three


- ◆ County government structure: Describe how the county government works. Do they use Home Rule or Dillon's Rule? Is there a single county executive and/or a board/council? Pictures can help!

Page Four

- ◆ County Departments: List the departments or agencies in your county government.

Page Five

- ◆ County Services: What are the four most important services your county provides for its citizens? Include pictures of these services.



Page Six The back of the brochure when it's closed up should include the following things:

- ◆ Fun facts about your county, like:
 - How old is your county?
 - Where does your county name come from?
 - What is your county famous for?
- ◆ Pictures to support your fun facts

